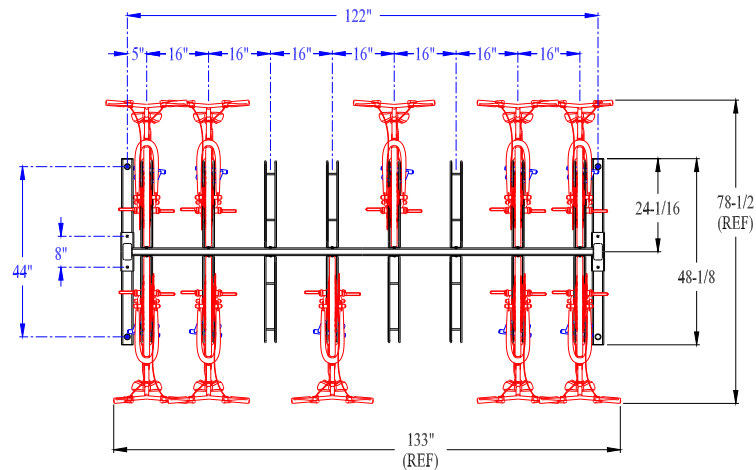
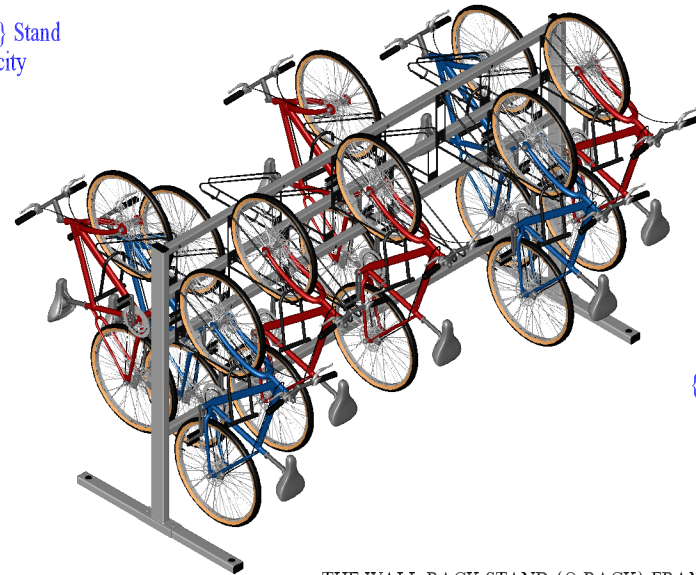


TOP VIEW



Wall-Rack {Q-Rack} Stand
{16-Bike} Capacity



{Silver} Powder Coated
{Standard}
{Plain} Stainless Steel
{Optional}

THE WALL-RACK STAND {Q-RACK} FRAME CONTRUCTION IS (2) 2" X 4" RECTANGULAR HEAVY WALL STEEL TUBULAR UPRIGHTS WITH (4) 2" SQUARE HEAVY WALL STEEL TUBE SPANNERS & (2) 2" X 3" RECTANGULAR HEAVY WALL STEEL TUBULAR MOUNTING LEGS

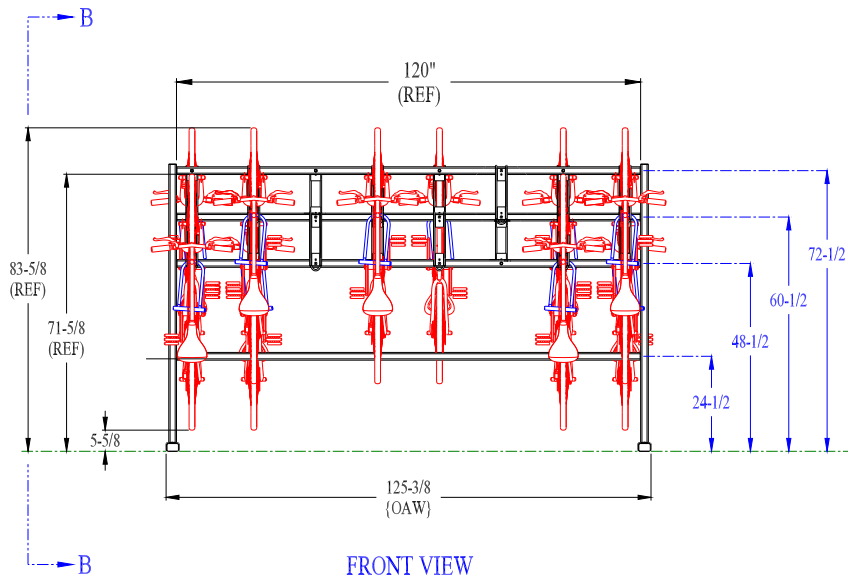
BLACK PLASTIC TUBE CAPS ARE PLACED IN THE OPEN ENDS OF TUBING

3/8" Ø CRS STEEL BLACK POWDER COATED WALL-RACKS

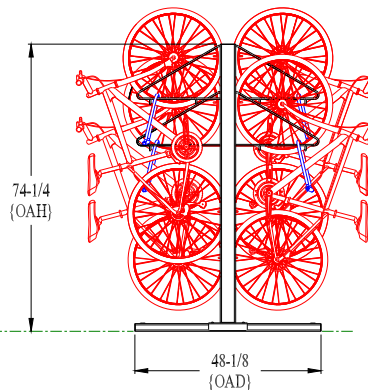
Q-RACK FRAMES ARE SILVER POWDER COATED OR TAUPE POWDER COATING {OPTIONAL}

STAINLESS STEEL FRAME & RACKS ALSO AVAILABLE

SHIPPING WEIGHT IS 455 LBS. OR 206.4 KG. PER ASSEMBLY



FRONT VIEW



VIEW B-B

SHEET 1 OF 1	A	RELEASE FOR QUOTE		11/30/18
	REV	DESCRIPTION		DATE
TOLERANCES UNLESS OTHERWISE SPECIFIED: +/-	WALL-RACK (STAND) ASSEMBLY			
			Cycle Safe 5211 CASCADE ROAD - SUITE 210 GRAND RAPIDS, MI 49546 www.cyclesafe.com	
	BOB SLYH 11/30/18			
	CHECKED DATE			
	APPROVED DATE			
	DATE			
.X .030	SIZE		REV	
.XX .010	D		{16-BIKE} Q-RACK (2-SIDE) ASSEMBLY	
.XXX .005				
ANGLE 1/2"				